


BOULDERING

- Vall d'Incles -



0. Description – Access – Warnings

Description : The Vall d'Incles is situated in the north of Andorra, in the parish of Canillo. There are different sectors distributed along the Incles river. The rock is a kind of granit with many features and colors. The climb is really varied. It's possible to find slabs, overhangings or incredible aretes all composed of crimps and slopers. If you like crimping, you could fall in love of this place. Summer is the best season to climb there. Enjoy !



Acces : From Andorra-la-Vella, drive to the north following the CG-2. Before La Soldeu in a big turning, go left. From Pas de la Casa, drive to the south following the CG-2. After La Soldeu in the same turning, go right.


Then continue 3 km on the small road of Vall d'Incles. Cross the small bridge and park on the big parking on the right.



During July and August the road of Incles could be closed between 9h to 18h. You would need to walk 2.5 km more or to take a small electric bus.


Warnings : The area is situated at more than 1900m of elevation and the rock is sensitive to the climate changes (temperature, snow and ice). Years after years the holds are likely to become fragile or to brake. Do not hesitate to check the movements and the way down with a fixed rope before trying it and be aware that the grade will evolve. The grades are based on the local's opinion. If you have something to declare (F.A, grade evolution, comments, etc) send me on e-mail at romain.noulette38@orange.fr and I'll give you the editable version of this guide (.pptx).

Share your climbing and preserve the rock !



1. La Cresta


42.603444, 1.688333



1. **'Ordinesque'** 6c
[Sit] Both hands on crimps
2. **'El principante de los regletas'** 6c+
[Sit] Jug at the bottom right and follow the crimps on the left
3. **'Calientamiento'** 6a
[Sit] Jug at the bottom right and straight to the slab
4. **'La Cresta major'** 6c
[Sit] From the bottom left to the right and out on the arete
5. **'Romito'** 6b
[Sit] Both hands on the sloper and go straight

2. Sarandonga

42.604111, 1.688861



1. **‘ Jam sesion ’ 6c**
[Sit] Right hand pinch and left hand jam
2. **‘ Granitologo ’ 7b**
[Sit] Same as 1. and go right
3. **‘ Sarandonga ’ 7c+ – 7a+**
[Sit] Both hands on slopers and left heel hook
[Stand] Right hand small crack crimp in the grey part and left hand on a small incut crimp
(Jug on the right forbidden)
4. **‘ Travesià de Incles ’ 6c**
[Sit] From the left to the right and out on the arete
5. **‘ La Ovella negra ’ 6b**
[Stand] Both hands on horizontal crimps. Be carefull of the rock !
6. **‘ La cresta minor ’ 5b**
[Stand] Both hands on horizontal jug

3. *El diedro*

42.603924, 1.689318



1. 'La placa de sol' 6b

[Stand]

2. 'El diedro' 6b+

[Stand] Both hands in the dihedral

3. 'Casa mania' 7b+

[Stand] Left hand good undercling and right hand thumb



'Incles'η' 8a, F.A Romain Noulette
(Yédo Essis-Essoh)

4. Welcome

42.604074, 1.689977



1. 'Welcome to Incles' 6b

[Stand] Hands up on the right side of the arete
(the roc on the right is forbidden)



(Yédo Essis-Essoh)

5. El olvidado

42.603231, 1.689805



1. ' Las garras del tigre ' 6c+

[Sit] Right hand good rounded hold and left hand in the crack

2. ' Twerk'a Incles ' 6a

[Sit] Both hands on the crag and traverse up



(Romain Noulette)

6. El caos

42.602057, 1.695441



1. ' Demi portion ' 6c


[Low] Right hand in the hole and left hand on the small crimp

2. ' Me ment-elle ? ' 7a+ – 7a

*[Sit] Both hands on the good large crimp
[Stand] Both hands on the edge*

3. ' Vale vale vaché crux ' 6c+

[Stand] Both hands on the good large crimp



'Granitologo' 7b, Romain Noulette
(Romain Noulette)

6. El caos

42.602057, 1.695441




4. 'Caos type' 6c

[Stand] Both hands on the lowest good holes

5. 'L'animalerie' 7b

[Stand] Right hand on the small crimp at the bottom and left hand on the good crimp near the edge



'El contrabandito' 7b, Romain Noulette
(Romain Noulette)

Notice: This is the sector with a lot of opening potential. The boulders are of reasonable height and the landings are bads with a lot of rocks. So 2 crach-pads are required !

8. Barbacua

42.601818, 1.698289



1. ' Les dessous d'Incles ' 6b
[Sit] Both hands on the roof



Esatny de Jucla (Romain Noulette)

9. Barbacua

42.601818, 1.698289



2. 'El varano' 7a+

[Sit] Both hands on the jug and traverse until the end of the boulder

3. 'La penceta' 6a

[Sit] Both hands on the jug

4. 'Varan culo' 6a+

[Stand] Both hands on the jug

Notice: In this place, it's possible to make many warm up boulders (in the 3th and 4th grade) which are not registered in this guide.

There is a source of drinking water and a fire place too.

10. La Fissura

42.601177, 1.699484



1. **' El contrabandito ' 7b**
[Stand] Right hand gaston and left hand crimp
2. **' Incles'η ' 8a**
[Sit] Right hand pinch and left hand two fingers jam
3. **' Jucla's tile direct ' proj.**
[Stand] (Possible 8b or more)
4. **' Jucla's tile ' 7b+**
[Stand] Right hand quartz gaston and left hand small crimp
5. **' Quart zippe' 6c**
[Sit] Hands on the good crimp

11. La placa

42.601397, 1.700560



1. **' La placa de la sombra ' 6a**
[Stand] No hand start
2. **' Fils ou rita ' 5a**
[Stand] Follow the crack